

About Hours of Service

Hours of Service (HOS) produces electronic driver logs that are fully compliant with Hours of Service regulations. When you request to see a driver’s logs, you can expect the driver to hand you a portable display unit and this quick reference card. You can view log data in a graph or detailed view.

**Note:** Drivers are responsible for verifying the accuracy of their logs. Drivers cannot edit driving time on their electronic logs.

Header Line Information

- The top line that displays the driver’s name is always visible.
- A dot preceding the name indicates the driver’s current status: ● indicates the active driver; ○ indicates the inactive driver. To view a team driver, tap the drop-down list.
- The date is the DOT Day. Example: You see the prior calendar date if the driver’s start time is 6 AM and it is currently 3 AM.
- The DOT clock displays the lesser of the times remaining on the 11-Hour, 14-Hour and 60-Hour or 70-Hour clocks.

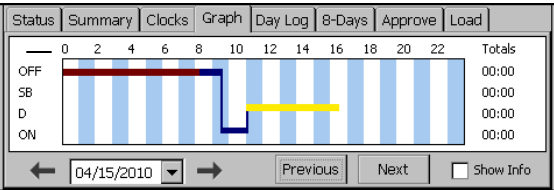
Specifications are subject to change without notice. Shaw Tracking endeavors to ensure that the information in this document is correct and fairly stated, but Shaw Tracking is not liable for any errors or omissions. Published information may not be up to date, and it is important to confirm current status with Shaw Tracking.

**WARNING**

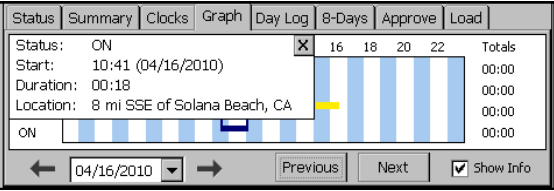
Driver - Do not use while vehicle is in motion.  
Use of display unit while driving will cause distraction and loss of vehicle control which may lead to serious injury or death.

Logs Viewed as a Graph

The **Graph** tab visually depicts the duration of each driver activity over the past 24 hours.



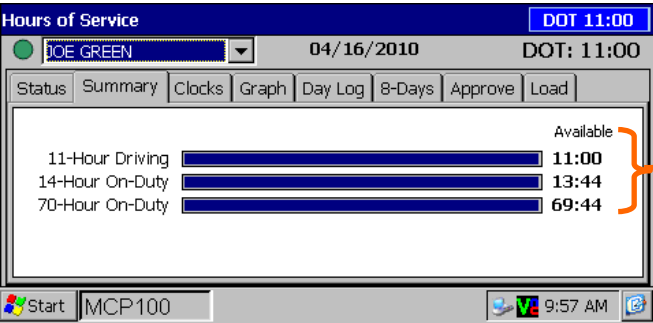
Tap a bar to see details of that activity. The details box remains open if you check the **Show Info** box.



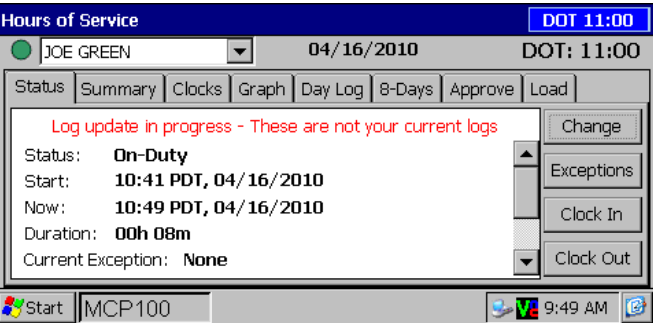
Tap the arrow keys to see prior day’s data in the most recent duty cycle. An orange bar indicates that the duty status occurred during a system or sensor failure.

Summary and Status Tabs

The **Summary** tab shows the time remaining before the driver is in violation of each Hours of Service rule. **Status** shows other important driver information.



Time left before the driver is in violation



- The driver’s current status
  - The time it started
  - How long in this status
- Scroll down to see the driver’s start of day and today’s mileage

**Load tab** shows recent load information, and you can enter new load details. You can also see your home terminal address.

Day Log Details

The **Day Log** tab lists the driver’s activities over the past 24 hours. Use the scroll bar on the right and the arrow buttons at the top to navigate through the records.

Status	Summary	Clocks	Graph	Day Log	8-Days	Approve	Load
← 04/16/2010 →							
Status	Start	Duration	Location				
D	10:59	00h 03m	8 mi SSE of Solana Beach, CA				
✓! ON	8:41	02h 18m	8 mi SSE of Solana Beach, CA				

- All start times reflect the time zone of the driver’s home terminal.
- ✓ indicates an approved record.
- ! means there was a system or sensor failure at the time of this record. Drivers are instructed to keep paper logs in the event of a sensor or system failure. Upon receiving a notification that the problem is resolved, drivers can then resume using Hours of Service.

⚠ WARNING

Driver - Do not use while vehicle is in motion.

Use of display unit while driving will cause distraction and loss of vehicle control which may lead to serious injury or death.

8-Days (7-Days) Driving and On Duty Totals

This tab shows the total miles driven and the total driving and on-duty time for each day in the most recent duty cycle.

Status	Summary	Clocks	Graph	Day Log	8-Days	Approve	Load
Date	Mileage (mi)	Driving	On-Duty				
04/16/2010	0.0	00h 00m	00h 25m				
04/15/2010	0.0	00h 00m	00h 00m				
04/14/2010	0.0	00h 00m	00h 00m				
04/13/2010	0.0	00h 00m	00h 00m				
04/12/2010	0.0	00h 00m	00h 00m				
04/11/2010	0.0	00h 00m	00h 00m				

Request Logs as a Hard Copy

If you prefer a hard copy of the driver’s logs, you can request that the logs be faxed to your office. Provide the driver with your fax number and a name to enter in the **Attention** field.

Status	Summary	Clocks	Graph	Day Log	Fax	Approve	Load
Please provide the following information:							
Fax #	<input type="text" value="619 296-2774"/>						
Attention	<input type="text" value="M. Smith"/>						
Region	<input type="text" value="USA"/>						
							<div>Request</div> <div>Cancel</div>

Go to previous date in the cycle

Go forward from a previous date to the current date

Brighten or dim display

Selected record (highlighted blue)